

ER14500 3.6V 2700 mAh

Lithium Battery

Image



- ✓ **Nominal Capacity** : 2700 Mah
Discharged Capacity at 1mA,+25°C, 2.0V Cut off
- ✓ **Open Circuit Voltage** : 3.65V
- ✓ **Maximum Recommended Continuous Current** : 50Mah
Discharged to 2.0V at + 25°C permitting %50 of the nominal capacity to be achieved
- ✓ **Max. Pulse Capability** : 150Mah
D100Mah,0.1 second pulses every 2 min, drained with %50, 1mA at 25°C from Dundischarged cells with 20uA base current, yield voltage readings above 2.7V, the value may vary according to the pulse charecteristics, the temperature and the cell's previous histroy
- ✓ **Operating Temperature Range:**.....-55°C+85°C

Benefits

- ✓ High voltage, stable during most of the application's lifetime
- ✓ Wide operating temperature range (-55°C+85°C)
- ✓ Low self-discharge rate (*less than 1 % per year of storage at + 20°C*)
- ✓ Easy integration into compact systems
- ✓ Superior resistance to atmospheric corrosion

Storage

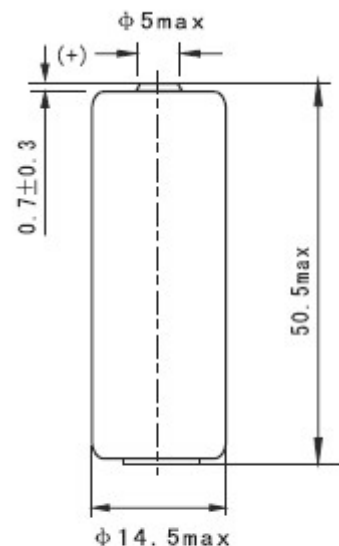
- ✓ Stored in cleand, dry and cool circumstances (the temperature should be 20° degrees or lower
- ✓ Storage room maintained at a temperature not exceeding 30°C.

Key features

- ✓ Stainless steel container and end caps (*low magnetic signature*)
- ✓ Hermetic glass-to-metal sealing
- ✓ Non-flammable electrolyte
- ✓ Compliant with IEC 86-4 safety standard and IEC 60079-11 intrinsic safety standard
- ✓ Underwriters Laboratories (UL) Component Recognition (*File Number MH 12609*)
- ✓ Non-restricted for transport

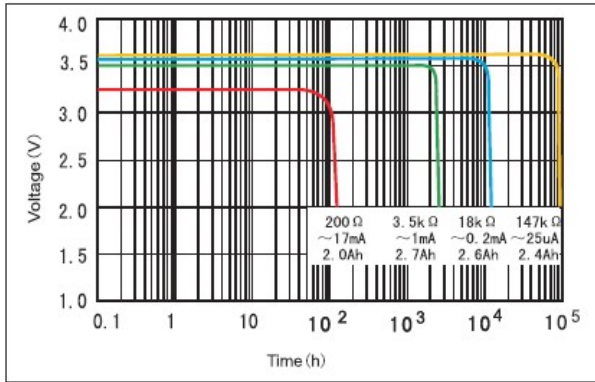
Main applications

- ✓ Utility metering
- ✓ Automatic meter reading
- ✓ Alarms and security devices
- ✓ Memory back-up
- ✓ Tracking systems
- ✓ Automotive electronics
- ✓ Professional electronics

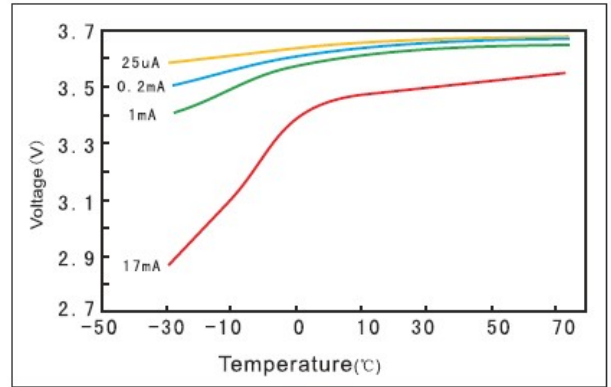


Dimensions in mm
Weight: 18g

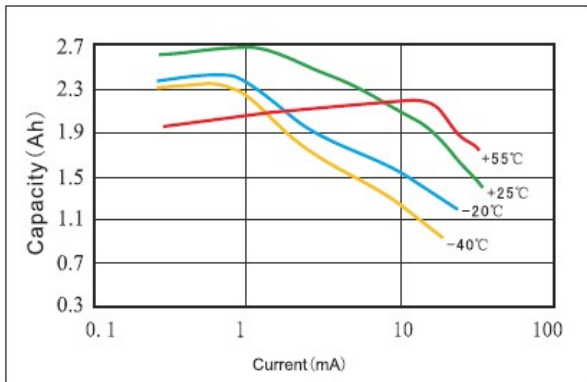
Typical Discharge Characteristics at 25°C



Voltage and Temperature Curve



Capacity and Current Curve (Cut off with 2.0V)



Discharge Characteristics after storage

