

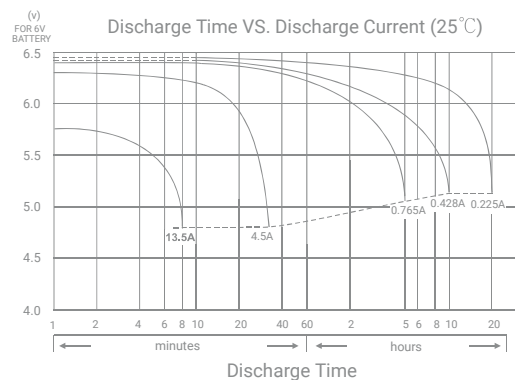
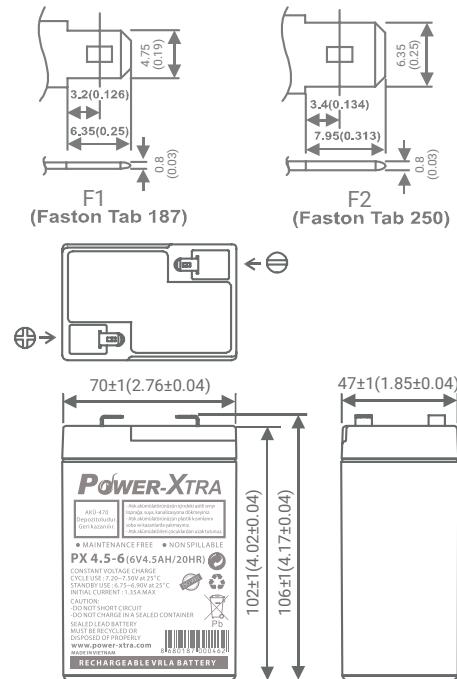
PX4.5-6 6Volt 4.5Ah

Specifications

Nominal Voltage(V)	6V		
Nominal Capacity			
20 hour rate	(0.225A to	5.25V)	4.5Ah
10 hour rate	(0.428A to	5.25V)	4.275Ah
5 hour rate	(0.765A to	5.1V)	3.825Ah
1 C	(4.5A to	4.8V)	2.55Ah
3 C	(13.5A to	4.8V)	1.8Ah
Weight	Approx. 820g(1.80Lbs.)		
Internal Resistance (at 1KHz)	Approx. 19 mΩ		
Maximum Discharge Current for 5 seconds:	67.5A		
Charging Methods at 25°C(77°F)			
Cycle use:			
Charging Voltage	7.20 to 7.50V		
Coefficient	-5.0mV/ °C/cell		
Maximum Charging Current	1.35A		
Standby use:			
Float Charging Voltage	6.75 to 6.90V		
Coefficient	-3.0mV/ °C/cell		
Operating Temperature Range			
Charge	-15°C(5°F)	to	40 °C(104°F)
Discharge	-15°C(5°F)	to	50 °C(122°F)
Storage	-15°C(5°F)	to	40 °C(104°F)
Charge Retention (shelf life) at 20°C(68°F)			
1 month	92%		
3 month	90%		
6 month	80%		
Case Material	ABS UL94 HB Option: Flammability resistance of (UL94 V-0)		
Terminal	F1 or F2 (Faston Tab 187 or 250)		

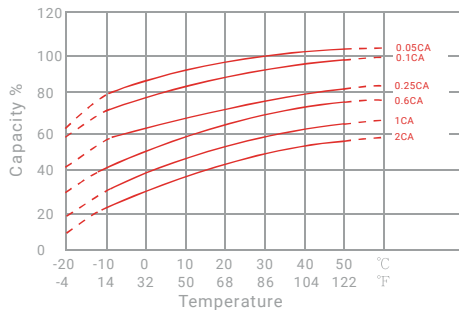
Dimensions

mm(inch)

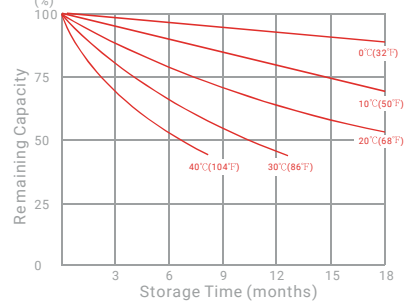


PX4.5-6 6Volt 4.5Ah

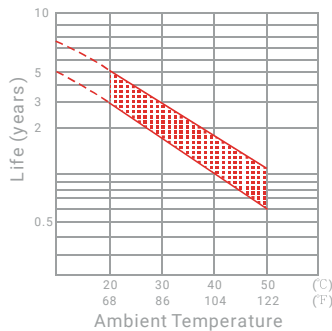
Effect of Temperature on Capacity 25°C(77°F)



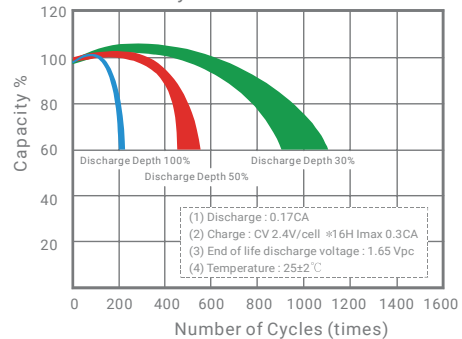
Capacity Retention Characteristic



Trickle (or float) Service Life



Cycle Service Life



- PERFORMANCE DATA

Discharge Rates in Watts to Various End Voltages at 25°C(77°F)

End Voltage		1.85V	1.80V	1.75V	1.70V	1.67V	1.65V	1.60V
5	min	23.8	26.8	29.0	31.0	31.8	32.8	34.0
10	min	17.0	19.2	20.5	21.5	22.0	22.5	23.0
15	min	14.1	15.6	16.2	16.5	16.7	16.8	17.0
30	min	8.18	9.15	9.52	9.70	9.80	9.92	10.0
60	min	4.20	4.77	5.13	5.43	5.53	5.65	5.73
120	min	2.48	2.77	2.90	3.00	3.05	3.12	3.18
180	min	1.97	2.17	2.27	2.35	2.38	2.43	2.48
240	min	1.60	1.73	1.80	1.85	1.88	1.92	1.95
300	min	1.46	1.56	1.60	1.64	1.65	1.68	1.72
600	min	0.855	0.913	0.940	0.960	0.968	0.978	0.992
1200	min	0.432	0.468	0.498	0.510	0.513	0.520	0.527

- Discharge Rates in Amperes to Various End Voltages at 25°C(77°F)

End Voltage		1.85V	1.80V	1.75V	1.70V	1.67V	1.65V	1.60V
5	min	15.3	17.6	18.9	19.5	19.7	19.9	20.2
10	min	10.5	11.7	11.9	12.1	12.2	12.3	12.4
15	min	7.56	8.22	8.71	8.92	8.99	9.07	9.15
30	min	4.39	4.94	5.11	5.25	5.30	5.35	5.41
60	min	2.36	2.61	2.73	2.84	2.87	2.91	2.94
120	min	1.32	1.44	1.50	1.54	1.55	1.57	1.59
180	min	1.09	1.15	1.18	1.20	1.21	1.22	1.23
240	min	0.835	0.891	0.916	0.942	0.948	0.955	0.963
300	min	0.776	0.812	0.825	0.837	0.841	0.846	0.852
600	min	0.435	0.452	0.464	0.473	0.477	0.481	0.486
1200	min	0.219	0.233	0.241	0.247	0.250	0.253	0.257

All data on the spec. sheet is an average value:

The tolerance range : X<6min(+15%~-15%), 6min ≤X<10min(+12%~-12%), 10min ≤X<60min(+8%~-8%), X ≥60min(+5%~-5%)